THIS DRAWING IS UNPUBLISHED. RELEASED FOR PUBLICATION -,- .
© COPYRIGHT - BY TYCO ELECTRONICS CORPORATION. ALL RIGHTS RESERVED.

| LOC | DIST |
|---|---|
| FT | 0 |

REVISIONS

| P | LTR | DESCRIPTION | DATE | DWN | APVD |
|---|---|---|---|---|---|
| | B | REVISED PER 0G3B-0230-05 | 4/27/05 | SS | GS |

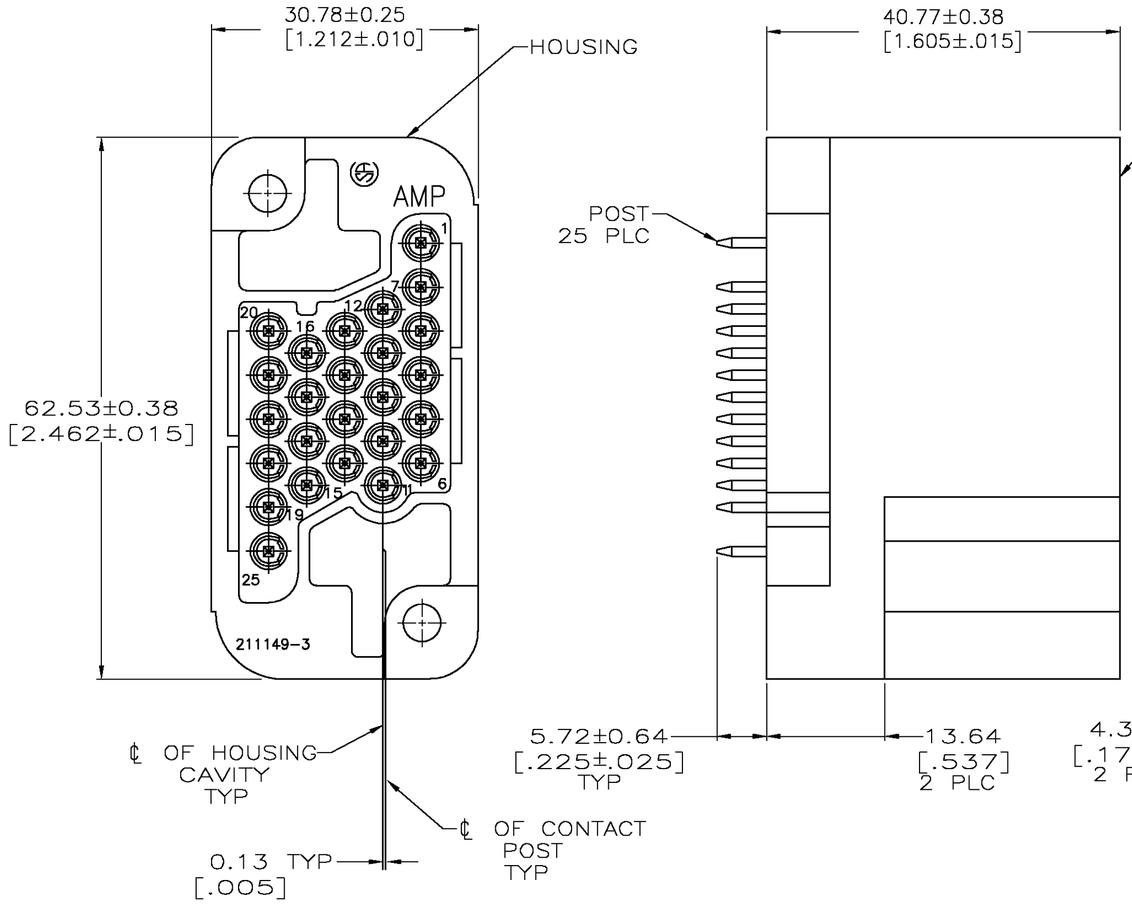


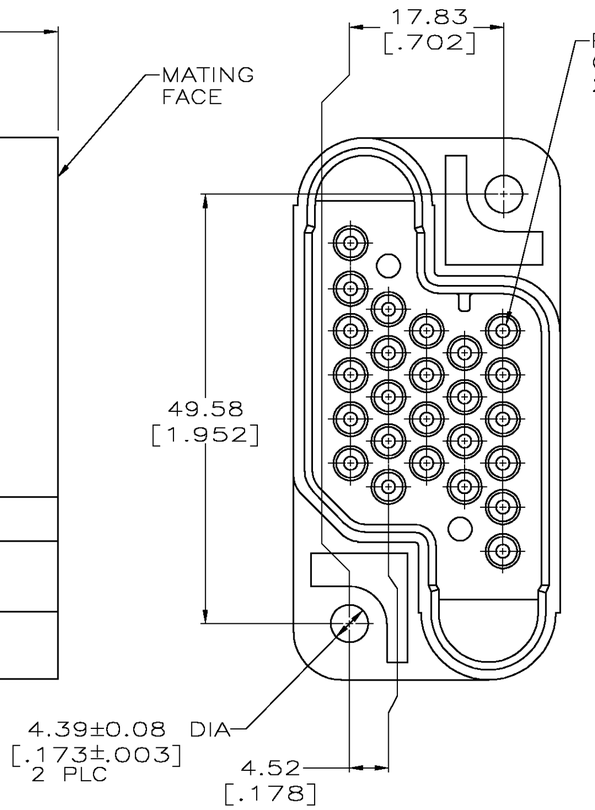


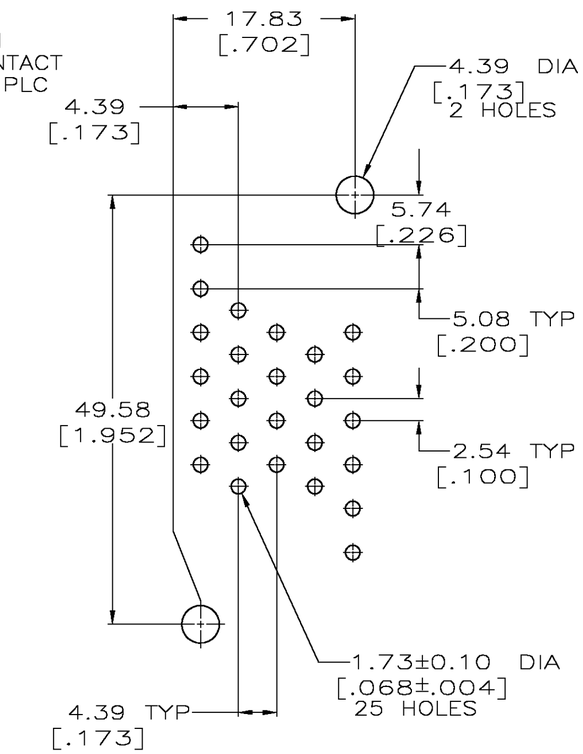


RECOMMENDED PC BOARD LAYOUT

1. 24 POSITIONS LOADED WITH POSTED PIN CONTACT. POSITION 17 LOADED WITH GROUND CONTACT.

2. POSITIONS 1,2,4,5,7-10,12,14,20 AND 25 LOADED WITH POSTED PIN CONTACT. POSITIONS 3,6,11,13,15-19 AND 21-24 LOADED WITH GROUND CONTACT.

3. 0.76um[.000030] MIN GOLD FOR A LENGTH OF 5.08[.200] MIN FROM MATING END, GOLD FLASH ON THE REMAINDER, BOTH OVER 1.27um [.000050] MIN NICKEL ON PIN END. POST END 2.54um[.000100] MIN TIN-LEAD OVER 2.54um[.000100] MIN COPPER.

4. CONTACT ASSEMBLY SHOULD BE FULLY SEATED IN HOUSING PRIOR TO SOLDERING TO PRINTED CIRCUIT BOARD.

5. 0.76um[.000030] MIN GOLD FOR A LENGTH OF 5.08[.200] MIN FROM MATING END, GOLD FLASH ON THE REMAINDER, BOTH OVER 1.27um [.000050] MIN NICKEL ON PIN END. POST END 2.54um[.000100] MIN TIN OVER 2.54um[.000100] MIN COPPER.

| FINISH | LOADING | PART NUMBER |
|---|---|---|
| 5 | 2 | 213756-4 |
| 5 | 1 | 213756-3 |
| 3 | 2 | 213756-2 |
| 3 | 1 | 213756-1 |

THIS DRAWING IS A CONTROLLED DOCUMENT.

DIMENSIONS: mm

TOLERANCES UNLESS OTHERWISE SPECIFIED:
0 PLC ± -
1 PLC ± -
2 PLC ± 0.13 [.005]
3 PLC ± -
4 PLC ± -
ANGLES ± -

MATERIAL
HOUSING: POLYESTER, BLACK
PIN CONTACT: BRASS
SPRING: STAINLESS STEEL

FINISH -

DWN C.OBERMAN 08/17/92
CHK R.STONE 8-18-92
APVD -
PRODUCT SPEC -
APPLICATION SPEC -
WEIGHT -

Tyco Electronics Corporation
Harrisburg, Pa 17105-3608

NAME
RECEPTACLE ASSEMBLY, 25 POSITION, DRAWER CONNECTOR, METRIMATE

| SIZE | CAGE CODE | DRAWING NO | RESTRICTED TO |
|---|---|---|---|
| A2 | 00779 | C-213756 | - |

CUSTOMER DRAWING | SCALE 2:1 | SHEET 1 OF 1 | REV B

213756